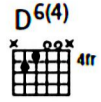
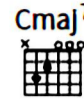

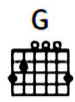


# TV

Words and Music by BILLIE EILISH O'CONNELL  
and FINNEAS O'CONNELL

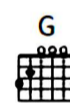
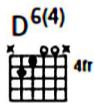
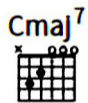
Laid-back



mp



I don't want to talk right now, —  
Don't know where you are right now. —



I just want to watch T - V. — I'll stay in the pool and\_ drown.  
Did you see me on T - V? — I'll try not to starve my - self —

Em Cmaj<sup>7</sup> D<sup>6</sup>(4) Em

so I don't have to watch you leave.  
just be-cause you're mad at me. And

G G/F# Em Cmaj<sup>7</sup> D<sup>6</sup>(4)

I put on "Sur-vi - vor" just to watch some-bod - y suf - fer. May-be I should get some sleep.  
I'll be in de-ni - al for at least a lit - tle while. What a - bout the plans we made?

Em G G/F# Em

Sink-ing in the so - fa while they all be-tray each oth - er.  
The in - ter-net's gone wild watch - ing mov - ie stars on tri - al while they're

Cmaj7 D6(4) Em C D6(4)

What's the point\_ of an - y - thing?\_  
o - ver - turn - ing Roe v. Wade. Now, All of my friends\_ are  
of my friends\_

G G/F# Em C D6(4) Em

miss - ing a - gain, - that's what hap-pens when\_ you fall\_ in love. - You

C D6(4) G G/F# Em C D6(4)

don't have the time, - you leave them all be - hind. - You tell you - self, - it's fine, you're just\_ in  
And you

1. Em 2. Em C D6(4)

love. love. And I don't get a - long\_ with

G G/F# Em C D6(4) Em C D6(4)

an - y - one. May-be I'm \_ the prob - lem. May-be I'm \_ the prob

Em C D6(4) Em C D6(4)

- lem. \_ May-be I, \_ may-be I, \_ may-be I'm \_ the prob - lem. May-be I, \_ may-be I, \_

1, 2. Em 3. Em C D6(4)

may - be I'm \_ the prob - lem. may - be I'm \_ the prob - lem. Ba - by, I, \_ ba - by, I, \_

Em C D6(4) Em

ba - by, I'm \_ the prob - lem. Ba - by, I, \_ ba - by, I, \_ ba - by, I'm \_ the prob - lem.

C D6(4) Em C D6(4)

Ba - by, I, — ba - by, I, — ba - by, I'm — the prob - lem. Ba - by, I, — ba - by, I, —

The first system of music features a vocal line and a piano accompaniment. The vocal line is written in treble clef with a key signature of one sharp (F#). The piano accompaniment is written in grand staff (treble and bass clefs). Above the vocal line, guitar chords are indicated: C, D6(4), Em, C, and D6(4). The lyrics are: "Ba - by, I, — ba - by, I, — ba - by, I'm — the prob - lem. Ba - by, I, — ba - by, I, —".

Em N.C.

ba - by, I'm — a prob - lem. Ba - by, I, — ba - by, I, — ba - by, I'm — a prob - lem.

The second system of music continues the vocal line and piano accompaniment. The vocal line is in treble clef. The piano accompaniment is in grand staff. Above the vocal line, guitar chords are indicated: Em and N.C. (No Chords). The lyrics are: "ba - by, I'm — a prob - lem. Ba - by, I, — ba - by, I, — ba - by, I'm — a prob - lem." The piano accompaniment in the bass clef shows a sustained chord in the first measure of the second system.