

LIVELY UP YOURSELF

Words and Music by Bob Marley

Strum Pattern 6

Bright Reggae Shuffle (♩ ♩ played as ♩ ♩)

no chord

Musical notation for the first system, including a *mf* dynamic marking and a triplet notation above the staff.

Musical notation for the second system, featuring a first ending bracket labeled '1'.

Musical notation for the third system, including a second ending bracket labeled '2' and guitar chord diagrams for D7 and G7.

Musical notation for the fourth system, including guitar chord diagrams for D7 and G7.

1 **D7** **G7** 2 **D7**

This system contains the first two measures of the piece. It features a treble clef with a key signature of two sharps (F# and C#). The first measure has a D7 chord and a half note G4. The second measure has a G7 chord and a half note B4. The piano accompaniment in the bass clef consists of a quarter note G2, a quarter note A2, and a quarter note B2. A repeat sign is present at the end of the second measure.

G7 **D7** **G7**

Oh, live - ly up — your - self — and don't be no

This system contains measures 3 through 5. Measure 3 has a G7 chord and a quarter rest. Measure 4 has a D7 chord and a quarter note G4. Measure 5 has a G7 chord and a quarter note B4. The piano accompaniment continues with a quarter note G2, a quarter note A2, and a quarter note B2. A triplet of eighth notes (G4, A4, B4) is marked in measure 5. The lyrics "Oh, live - ly up — your - self — and don't be no" are written below the staff.

D7 **G7** **D7**

drag. Live - ly up — your - self, —

This system contains measures 6 through 8. Measure 6 has a D7 chord and a quarter note G4. Measure 7 has a G7 chord and a quarter note B4. Measure 8 has a D7 chord and a quarter note G4. The piano accompaniment continues with a quarter note G2, a quarter note A2, and a quarter note B2. The lyrics "drag. Live - ly up — your - self, —" are written below the staff.

G7 **D7** **G7**

— reg - gae is an - oth - er bag.

This system contains measures 9 through 11. Measure 9 has a G7 chord and a quarter note G4. Measure 10 has a D7 chord and a quarter note B4. Measure 11 has a G7 chord and a quarter note G4. The piano accompaniment continues with a quarter note G2, a quarter note A2, and a quarter note B2. A triplet of eighth notes (G4, A4, B4) is marked in measure 9. The lyrics "— reg - gae is an - oth - er bag." are written below the staff.

D7 G7 D7

Live - ly up ___ your - self ___ and don't say no. ___

Detailed description: This system contains the first three measures of the song. It features a vocal line with lyrics, a piano accompaniment with chords and bass lines, and guitar chord diagrams for D7, G7, and D7. The piano part includes triplets and grace notes.

G7 D7 G7

Live - ly up ___ your - self ___ 'cause I said so. ___

Detailed description: This system contains the next three measures. It features a vocal line with lyrics, a piano accompaniment, and guitar chord diagrams for G7, D7, and G7. The piano part continues with triplets and grace notes.

D7 G7 D7

— You, what you gon - na do? You rock so, you rock so,


Detailed description: This system contains the next three measures. It features a vocal line with lyrics, a piano accompaniment, and guitar chord diagrams for D7, G7, and D7. The piano part includes a long sustained chord in the first measure.

G7 D7 G7


like you nev - er did be - fore. You

Detailed description: This system contains the final three measures. It features a vocal line with lyrics, a piano accompaniment, and guitar chord diagrams for G7, D7, and G7. The piano part includes a long sustained chord in the final measure.

D7



G7

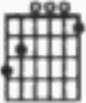


D7




dip so, you dip so till you dip through my door. —

G7



D7

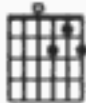


G7



You skank so, you skank so, oh —


D7



G7




D7




— yeah. You come so, you come so,

G7



D7



G7



come a - live to - day. — And

To Coda

D7 G7 D7

live - ly up ___ your - self ___ a - lot - a, a - lot - a, a -

Detailed description: This system contains the first two staves of music. The top staff is the vocal line with lyrics. The bottom staff is the piano accompaniment. Chord diagrams for D7 and G7 are shown above the vocal staff. The piano part features a bass line with triplets and a treble line with chords.

G7 D7 G7

lot - a, a - lot - a, Live - ly up ___ your - self, ___ did you

Detailed description: This system contains the second two staves of music. The top staff is the vocal line with lyrics. The bottom staff is the piano accompaniment. Chord diagrams for G7, D7, and G7 are shown above the vocal staff. The piano part continues with similar accompaniment patterns.

D7 G7 D7

know, did you know? Live - ly up ___ your - self, _

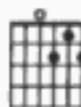
Detailed description: This system contains the third two staves of music. The top staff is the vocal line with lyrics. The bottom staff is the piano accompaniment. Chord diagrams for D7, G7, and D7 are shown above the vocal staff. The piano part continues with similar accompaniment patterns.

G7 D7 G7

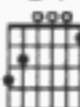
___ 'cause if you don't do it, ain't ___ no - bod - y gon - na do it for you.

Detailed description: This system contains the final two staves of music. The top staff is the vocal line with lyrics. The bottom staff is the piano accompaniment. Chord diagrams for G7, D7, and G7 are shown above the vocal staff. The piano part concludes with similar accompaniment patterns.

D7



G7




D7




Live - ly up — your - self — and don't be no, don't be no, don't be no,

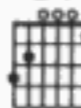
G7



D7

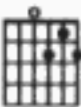


G7




don't be no, no drag. What you got that I don't know?

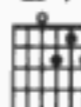
D7



G7



D7

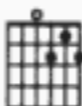


I'm a - try - in' to

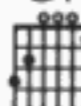
G7



D7



G7



won - der, won - der why you, won - der, won - der why you

D7 G7 D7

act so. And don't be no drag.

Detailed description: This system contains the first three measures of the piece. The top staff shows a vocal line with lyrics 'act so. And don't be no drag.' The guitar chords are D7, G7, and D7. The piano accompaniment features a bass line with eighth notes and chords in the right hand.

G7 D7 G7

Live - ly up ___ your - self, ___ for reg - gae is an -

Detailed description: This system contains the next three measures. The top staff has lyrics 'Live - ly up ___ your - self, ___ for reg - gae is an -'. The guitar chords are G7, D7, and G7. The piano accompaniment continues with a steady bass line and chords.

D7 G7 D7

oth - er bag. *Instrumental solo*

Detailed description: This system contains the final three measures. The top staff has lyrics 'oth - er bag.' followed by an instrumental solo section. The guitar chords are D7, G7, and D7. The piano accompaniment features a more active bass line during the solo.

G7 D7 G7

Detailed description: This system contains the final three measures of the piece. The top staff has a vocal line with rests. The guitar chords are G7, D7, and G7. The piano accompaniment concludes with a final bass line and chords.

D7  G7  1,2 etc. D7 



G7  Last time D7  G7  D.S. al Coda

Solo ends You're gon - na



CODA  D7  G7 

Live - ly up — your - self, — your wom - an in the morn -



D7  G7  D7 

ing time, y'all. — Keep a live - ly up your - self and



G7 D7 G7

when the eve - ning come and take ya, take ya, — take ya, — take ya. —

D7 G7 D7

Come on ba - by, I wan - na be live - ly my - self. —


G7 D7 G7

Come on babe, I wan - na be live -


D7 G7 D7 G7

- ly my - self. — Live - ly up — your - self. —

D7



G7



D7




G7




The first system of music consists of three staves. The top staff is a single treble clef staff with a key signature of two sharps (F# and C#) and a common time signature. It contains four measures of whole rests, with guitar chord diagrams for D7, G7, D7, and G7 positioned above each measure. The middle and bottom staves are a grand staff (treble and bass clefs) containing piano accompaniment. The piano part features a rhythmic pattern of eighth and sixteenth notes, with some notes beamed together. The bass line starts with a descending eighth-note pattern in the first two measures, followed by a more active eighth-note line in the last two measures.


D7



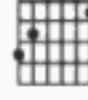
G7



D7

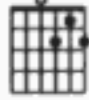


G7




The second system of music follows the same layout as the first. It consists of three staves. The top staff has four measures of whole rests with guitar chord diagrams for D7, G7, D7, and G7 above them. The piano accompaniment in the grand staff continues the rhythmic pattern from the first system, with a repeat sign (double bar line with two dots) appearing at the start of the third measure.

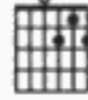
D7



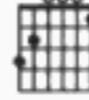
G7



D7




G7

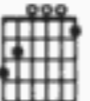


The third system of music follows the same layout as the first two systems. It consists of three staves. The top staff has four measures of whole rests with guitar chord diagrams for D7, G7, D7, and G7 above them. The piano accompaniment continues the rhythmic pattern, with a repeat sign at the start of the third measure.

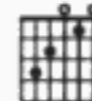
1 D7




G7



2 C



D



The fourth system of music follows the same layout as the first three systems. It consists of three staves. The top staff has four measures of whole rests with guitar chord diagrams for D7, G7, C, and D above them. The piano accompaniment continues the rhythmic pattern, with a repeat sign at the start of the third measure. The final measure of the system features a fermata over the piano accompaniment in both the treble and bass staves.