

LAND OF HOPE AND DREAMS

Words and Music by
BRUCE SPRINGSTEEN

Moderately

B \flat 5

$\text{♩} = 100$



E \flat 5



f

With pedal

B \flat 5



E \flat 5



1.

2.

Grab - your

B \flat 5E \flat sus2

tick-et and your suit - case; _____
and I will pro-vide for you; -

thun - der's roll - in' down this track.
yeah, - and I'll stand by your side. -

B \flat 5

Well, you don't know where you're go-in', now, but you know.
You'll need a good com - pan - ion, now, for

Gm7



F/A



you won't be back. _____
this part of the ride. _____

Well, dar lin', if you're wear - y, _____
And leave be - hind your sor -

E \flat sus2

- rows, lay your head up - on my chest. Yeah, we'll
well, and this day will be the last. Well, to -

F/A

E \flat sus2

take what we can carry, yeah, and we'll leave the rest.
-mor - row, there'll be sun shine, and all this dark - ness, past.

F⁵B \flat ⁵

Well, big wheels roll through fields where sun - light streams.

E \flat sus2



Gm



Meet

E \flat



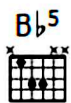
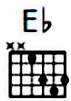
E \flat /F



me in the land of hope and dreams.

B \flat 5





1.

Well,

2.

Well, this train car-ries saints.

Gm

and sin-ners. This train car-ries los ers and win-ners. This

F/A

B \flat

— train car - ries whores — and gam - blers. — This —

The first system of music features a vocal line in the treble clef with lyrics: "— train car - ries whores — and gam - blers. — This —". The piano accompaniment is in the grand staff (treble and bass clefs). The key signature is B-flat major (two flats). The guitar chord diagram shows a B-flat major chord with a barre on the first fret.

E \flat

— train car - ries lost — souls. This —

The second system of music features a vocal line in the treble clef with lyrics: "— train car - ries lost — souls. This —". The piano accompaniment is in the grand staff. The key signature changes to E-flat major (three flats). The guitar chord diagram shows an E-flat major chord with a barre on the first fret.

Gm

— train; dreams will not be thwart - ed. — This —

The third system of music features a vocal line in the treble clef with lyrics: "— train; dreams will not be thwart - ed. — This —". The piano accompaniment is in the grand staff. The key signature changes to G minor (three flats). The guitar chord diagram shows a G minor chord with a barre on the first fret.

F/A



— train; — faith — will be re - ward - ed. This —

B♭



— train; — hear the steel wheels sing - in'. — This —

E♭



— train; — bells of free - dom ring. —

B \flat 5



First system of musical notation. It consists of a single treble clef staff at the top and a grand staff (treble and bass clefs) below. The treble staff contains a whole rest. The grand staff contains a piano introduction with a 7-measure rest in the treble and a bass line starting with a whole note. The text *Instrumental solo* is written in the grand staff.

E \flat



Second system of musical notation. It consists of a single treble clef staff at the top and a grand staff below. The treble staff contains a whole rest. The grand staff contains the continuation of the piano introduction, with the treble staff now playing a melodic line and the bass staff providing accompaniment.

B \flat 5



Third system of musical notation. It consists of a single treble clef staff at the top and a grand staff below. The treble staff contains a whole rest. The grand staff continues the piano introduction with more complex melodic and harmonic material in both hands.

Fourth system of musical notation. It consists of a single treble clef staff at the top and a grand staff below. The treble staff contains a whole rest. The grand staff continues the piano introduction, showing further development of the piano's part.

E \flat



1.

Musical notation for the first system, including piano accompaniment and a first ending box.

2.

Musical notation for the second system, including piano accompaniment and vocal lines with lyrics: "Solo ends Well, this".



Gm



F/A



Musical notation for the third system, including piano accompaniment and vocal lines with lyrics: "train carries saints and sinners. This train carries los -".

Bb



- ers and win-ners. — This — train car-ries whores — and gam - blers. — This.

Eb



Gm



— train car-ries lost — souls. This — train car-ries brok -

F/A



-en-heart - ed, — this — train, — thieves and sweet souls de-part - ed. This.

B \flat  E \flat 



— train car-ries fools, car-ries kings. This — train; all a -

Gm 

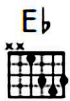


-board. I said, this train; dreams will not be thwart-ed. — This .

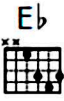
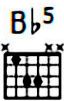
F/A  B \flat 



— train; — faith — will be re-ward - ed. This — train; hear the



steel wheels sing-in'. — This — train; bells of free-dom ring. —



B \flat 5



Musical notation for the first system, including treble and bass staves with piano accompaniment.

To Coda Φ

E \flat



D.S. al Coda

Well, this

Musical notation for the second system, including treble and bass staves with piano accompaniment.

B \flat sus2



Fsus



B \flat



Instrumental solo

Musical notation for the third system, including treble and bass staves with piano accompaniment.

The image shows a musical score for guitar, consisting of two staves (treble and bass clef) and a series of chord diagrams and fretboard diagrams above them. The score is divided into two measures by a double bar line. Above the first measure, there are three chord diagrams: Eb, Bb, and Eb,sus2. Above the second measure, there are two fretboard diagrams: one for the first three frets labeled '1, 2, 3.' and one for the fourth fret labeled '4.'. Above the final measure, there is a chord diagram for Bb(add9). The musical notation includes notes, rests, and a repeat sign in the first measure of the second system.