

# DANCING THROUGH LIFE

Music and Lyrics by  
STEPHEN SCHWARTZ

Freely

*PIERO:*

A $\flat$



D $\flat$ m(add9)/A $\flat$



The trou - ble with school is \_\_\_\_\_ they al - ways try to teach the wrong

*mf*

A $\flat$



D $\flat$ m/A $\flat$



A $\flat$



E $\flat$ /G



Fm $^7$



les - son. \_\_\_\_\_ Be - lieve me, I've been kicked out of e -

D $\flat$ maj $^9$



B $\flat$ m $^{11}$



E $\flat$



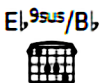
-nough of them \_\_\_\_\_ to know. \_\_\_\_\_ They



want you to be-come less cal - low, less shal - low, but I say, "Why in - vite



stress in? \_\_\_\_\_ Stop stud - y - ing strife and



Pop "Dance beat"



learn to live 'the un - ex - am - ined life' "... \_\_\_\_\_

*mp legato*

With pedal



Danc - ing through life, \_\_\_\_\_

Am/E



B $\flat$ /D



C(add2)/E



Am



Dm



skim-ming the sur - face,

glid - ing where turf is smooth.

B $\flat$ m



E $\flat$ (add9)



Am



Dm(add9)



D $\flat$



Life's more

pain - less

for the brain - less.

Why think too hard -

E $\flat$



E $\flat$ sus/D $\flat$



C $^7$



F



Am/E



when it's so sooth - ing

Danc - ing through life? -

No need to tough - it

B $\flat$ /D



C(add2)/E



Am



Dm



B $\flat$



C/B $\flat$



when you can slough it off as I do.

Noth - ing mat - ters, but

Am

Dm7

B $\flat$ sus2

C7sus



know - ing noth - ing mat - ters \_ It's just life so keep danc - ing

F

Am/E

F



through... \_ \_ \_ \_ \_ Danc - ing through life, \_

Am/E

B $\flat$ /D

C/E

Am7

Dm



sway - ing and sweep - ing, and al - ways keep - ing cool. \_ \_ \_

B $\flat$ m7

E $\flat$


Am

Dm

D $\flat$










Life is fraught - less when you're thought - less. Those who don't try \_


E<sub>1</sub> sus2  (tr) F  Am/E 

nev - er look fool - ish... Danc - ing through life... Mind - less and care - less,



B $\flat$ /D  C/E  Am<sup>7</sup>  Dm  B $\flat$   C/B $\flat$   Am<sup>7</sup> 





Make sure you're where less trou - ble is rife... Woes are fleet - ing, blows




Dm<sup>7</sup>  B $\flat$  sus2  F sus/C 

are glanc - ing... when you're danc - ing through life...



F  Am/E  F  G 





Let's go down\_ to the Oz - dust Ball - room. We'll meet there lat - er to - night.

*simile*



We can dance\_ till it's light.\_ Find the



pret - ti - est girl... Give\_ 'er a whirl\_ right on down to the Oz -

**Cm** **Bbm<sup>9</sup>**

- dust Ball - room— Come on, fol - low me,

**E** **E<sup>7</sup>sus** **C<sup>7</sup>**

you'll be hap - py to be there...

**F<sup>5</sup>** **F<sup>5</sup>/E**

Danc - ing through life, down at the Oz - dust, if



on - ly be - cause \_ dust is what we come to... Noth - ing mat - ters but



know - ing noth - ing mat - ters, \_ It's just life



so keep danc - ing through.

Fmaj<sup>7</sup>/E



B $\flat$ maj<sup>7</sup>



F<sup>5</sup>SUS/C



C<sup>5</sup>SUS



N.C./F

The musical score consists of three staves. The top staff is a single treble clef staff with a melodic line. The middle staff is a grand staff (treble and bass clefs) with a piano accompaniment. The bottom staff is a single bass clef staff with a bass line. The score is divided into three measures. The first measure has a melodic line with a half note and a whole note, and a piano accompaniment with a bass line of eighth notes. The second measure has a melodic line with a half note and a whole note, and a piano accompaniment with a bass line of eighth notes. The third measure has a melodic line with a half note and a whole note, and a piano accompaniment with a bass line of eighth notes. Chord diagrams are provided for the first three measures: Fmaj<sup>7</sup>/E, B $\flat$ maj<sup>7</sup>, and F<sup>5</sup>SUS/C. The fourth measure is marked N.C./F.