

BE OUR GUEST

from Walt Disney's BEAUTY AND THE BEAST

Lyrics by HOWARD ASHMAN

Music by ALAN MENKEN

Freely
N.C.

B \flat /F



First system of piano introduction. Treble clef, bass clef. Dynamics: sf, mf. Chord: B \flat /F.

A/F



Second system of piano introduction. Treble clef, bass clef. Chord: A/F.

rit.

E \flat /F



F7



Third system of piano introduction. Treble clef, bass clef. Dynamics: L.H. Chords: E \flat /F, F7.

Moderate 2, unhurried

B \flat



B \flat maj7



N.C.

Vocal and piano accompaniment for the first line of lyrics. Treble clef, bass clef. Dynamics: mp. Chords: N.C., B \flat , B \flat maj7. Lyrics: Be our guest! Be our guest! Put our

B \flat ⁶ B \flat Bdim⁷

ser - vice to the test. Tie your nap - kin 'round your neck, cher - ie, and

Cm⁷ F⁷ Cm Cm(add \sharp 7)

we'll pro - vide the rest. Soup du jour! Hot hors d'oeuvres! Why, we

Cm⁷ F Cm⁷ C \sharp dim⁷

CHIP: *LUMIERE:*

on - ly live to serve. Try the grey stuff. It's de - li - cious! Don't be

Dm⁷ D \flat ⁷ Cm⁷ F⁷ B \flat B \flat maj⁷

lieve me? Ask the dish - es! They can sing! They can dance! Af - ter

Bb⁶ Bb B^bmaj⁷ Bb⁷

all, Miss, this is France! And a din - ner here _ is nev - er sec - ond

Eb⁶ N.C. D Am⁷/E Fm⁶ D⁷/F#

best. Go on, un - fold your men - u. Take a

Gm⁷ C⁷ Cm⁷ F⁷

glance and then _ you'll be our guest. Oui, our guest. Be our

B^b F#⁷ F#⁷/G# F#/A# B Bmaj⁷

LUMIERE/CHORUS:

guest! Beef ra - gout! Cheese souf - fle! Pie and

B⁶

B

*LUMIERE:*B⁶dim

pud - ding "en flam - bé!" We'll pre - pare and serve with flare a cul - i -

C⁶m⁷F⁶7C⁶mC⁶m(add⁶7)

-nar - y ca - ba - ret. You're a - lone and you're scared, but the

C⁶m⁷F⁶7C⁶m

Ddim



ban - quet's all pre - pared. No one's gloom - y or com - plain - ing when the

D⁶mD⁹C⁶m⁷F⁶7

B

Bmaj⁷*CHORUS:**LUMIERE:*

flat - ware's en - ter - tain - ing. We tell jokes! I do tricks with my

B⁶ B Bmaj⁷ B⁷

CHORUS:

fel - low can - dle - sticks. And it's all in per - fect taste. That you can

E⁶ D[#] A^{#m7}/E[#] F^{#m6} E^{b7}/G

LUMIERE:
N.C.

bet. _____ Come on and lift your glass. _____ You've won your

G^{#m7} C^{#7} C^{#m} F^{#7}

LUMIERE:

own free pass _____ to be our guest. If you're stressed it's fine

D^{#m7} G^{#7} C^{#m7} F^{#9sus} F^{#7}

CHORUS:

din - ing we sug - gest. Be our guest! Be our guest! Be our

Grandly – same tempo

B(add9)



Bmaj7



guest!

ff

Emaj7/B



C#m7/B



Ah

Em/A



A



G/A



F#m7/A



mf accel. poco a poco

G6/A



A7sus



More excitedly

A7 **D** **Dmaj7** **D6**

CHORUS:

Be our guest! Be our guest! Get your wor - ries off your

D **D:dim7**

chest. Let us say for your en - trée we've an ar -






Em7 **A7** **Em** **Em(add7)**

-ray. May we sug - gest: try the bread! Try the soup! When the


Em7 **A** **Em**





WOMEN:

crou - tons loop de loop it's a treat for an - y


E#dim  F#m7  F7  Em7  A7  MEN:



din - er. Don't be - lieve me? Ask the chi - na. Sing - ing




D(add9)  D  Dmaj7  D6 









pork! Danc - ing veal! What an en - ter - tain - ing



D  ALL: D7 


meal! How could an - y - one be gloom - y or de -



G6  F#6  G6  N.C.  F#7  C#m7/G#  Am6  F#7/A# 

-pressed? We'll make you shout "en - core" and send us

cresc.



Bm⁹ E⁷ Em

out for more. So, be our guest! Be our

This system contains the first three measures of the piece. The vocal line starts with a quarter rest, followed by the lyrics 'out for more.' with a long horizontal line indicating a sustained note. The piano accompaniment features a steady bass line and chords in the right hand.

A⁷ B^{b7}

guest! Be our guest!

This system contains the next three measures. The vocal line continues with 'guest! Be our guest!' and ends with a fermata. The piano accompaniment includes a melodic line in the right hand and a bass line in the left hand.

E^b E^b/F G^b G^b/A^b

A^b

mf increase gradually

This system contains the final four measures of the piece. It features a series of sustained chords in the right hand and a bass line in the left hand. The dynamic marking is *mf* with the instruction 'increase gradually'. Below the bass line, there are four vertical symbols: a diamond with a vertical line, a diamond with a vertical line, a diamond with a vertical line, and a diamond with a vertical line.

Chord diagrams: Eb/Bb (tr), Cm7 (tr), Gb/Db, Ab/Eb

Musical score for the first system, measures 1-4. It features a piano accompaniment with a bass line and a treble line. The treble line has a melodic line with a "Ah" vocal line above it. Chord diagrams are shown above the staff for Eb/Bb (tr), Cm7 (tr), Gb/Db, and Ab/Eb. The bass line has a simple harmonic accompaniment with a "v" marking.

Chord diagrams: F, F/G, Ab (tr), Ab/Bb (tr)

Musical score for the second system, measures 5-8. It features a piano accompaniment with a bass line and a treble line. The treble line has a melodic line with a "ff" dynamic marking. Chord diagrams are shown above the staff for F, F/G, Ab (tr), and Ab/Bb (tr). The bass line has a simple harmonic accompaniment with a "v" marking.

Chord diagrams: F/C, Dm7, Ab/Eb, Bb/F

Musical score for the third system, measures 9-12. It features a piano accompaniment with a bass line and a treble line. The treble line has a melodic line with a "Ah" vocal line above it. Chord diagrams are shown above the staff for F/C, Dm7, Ab/Eb, and Bb/F. The bass line has a simple harmonic accompaniment with a "v" marking.

G7sus



Musical notation for the first system, including piano accompaniment and guitar chords.

joyfully

G7



MRS. POTTS:

It's a

mp



guest! It's a guest! Sakes a - live, well, I'll be blessed. Wine's been









poured and, thank the Lord, I've had the nap - kins fresh - ly pressed. With des -


Dm  Dm(add#7)  Dm⁷  G 





-sert she'll want tea. And, my dear, that's fine with me. While the




Dm  D#dim  Em⁷  E^b13  Dm⁷  G¹³ 




cups do their soft - shoe - ing, I'll be bub - bling, I'll be brew - ing. I'll get



C  Cmaj⁷  C⁶  C 


warm pip - ing hot. Heav - en's sake, is that a spot? Clean it up! _



Cmaj⁷  C⁷  F⁶ 

CHORUS:
N.C.

We want the com - pan - y im - pressed. We've got a



E Bm7/F# Gm6 E7/G# Am7 D7

MRS. POTTS:

lot to do! Is it one lump or two _____ for you, our

mf

Dm G7 Em A7

CHORUS: MRS. POTTS: CHORUS: ALL:

guest? She's our guest! She's our guest! She's our guest! Be our

Dm Gsus G7 rit. C E N.C.

guest! Be our guest! Be our guest! _____

pp

Slower, morosely

Am



E/G#



LUMIERE:

Life is so un - nerv - ing for a ser - vant who's not serv - ing. He's not

mp freely

Gdim7



D/F#



whole with - out a soul to wait up - on.

Fm6



C



Ah, those good old days when we were use - ful...

Am7



Dm7



Sud - den - ly those good old days are

E7sus E7 Am

gone. Ten years we've been rust - ing, need - ing

E/G# Gdim7

so much more_ than dust - ing. Need - ing ex - er - cise, a chance to use our

D/F# Fdim7

skills! Most days, we just sit a - round the

A tempo

C/E Am7 Dm7



cas - tle, flab - by, fat and la - zy. You walked

G  accel. CHORUS:


in and whoops a - dai - sy! Be our





Fast 2, Broadway style


C  Cmaj7 

guest! Be our guest! Our com -



C6  C 

-mand is your re - quest. It's been



C#dim



years since we've had an - y - bod - y

Dm7



G



here and we're ob - sessed! With your

Dm



Dm(add#7)



meal, with your ease, yes in -

Dm7



G



-deed, we aim to please. While the

rall.
G7sus



G



can - dle - light's still glow - ing, let us

A^b7sus



A^b7



help you. We'll keep go - ing course by

Much slower

D^b



D^bmaj7



D^b6





D^b




course, one by one, 'til you shout: "E-nough! I'm done!" Then we'll







ff *accel. poco a poco*

D \flat 7  G \flat 6 

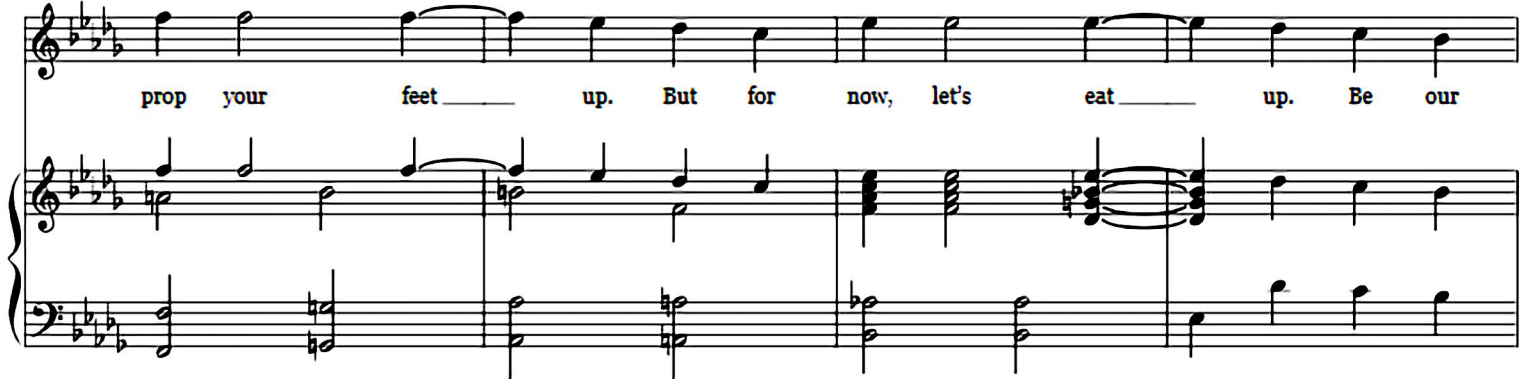
A tempo
N.C.



sing you off to sleep as you di - gest. To - night you'll




F  Cm7/G  A \flat m6  F7/A  B \flat m9  E \flat 7 




prop your feet _____ up. But for now, let's eat _____ up. Be our




E \flat m  Fdim 

guest! _____ Be our guest! _____ Be our



E \flat m/G \flat  Fm/A \flat  A \flat 13 

guest! Please, be our



D \flat D \flat maj 7 D \flat 6 D \flat +



guest!

D \flat

