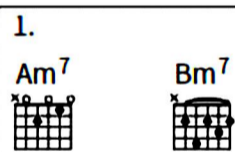
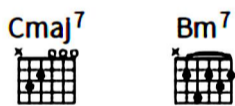
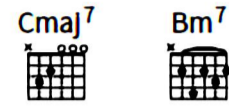
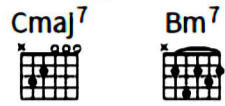


DAYDREAMING

Words and Music by HARRY STYLES,
THOMAS HULL, TYLER JOHNSON,
LOUIS E. JOHNSON, VALERIE JOHNSON,
TOM BAHLER, ALEX WEIR
and QUINCY JONES

Moderately fast



Liv-ing in a day - dream.

Am⁷ Bm⁷ Cmaj⁷ Bm⁷ Am⁷ Bm⁷ Cmaj⁷ Bm⁷

She said, "Love me like you pay me. You know I'll — be gone for so long,

This system contains the first two lines of music. The top line features guitar chords: Am⁷, Bm⁷, Cmaj⁷, Bm⁷, Am⁷, Bm⁷, Cmaj⁷, and Bm⁷. The vocal line begins with the lyrics "She said, 'Love me like you pay me. You know I'll — be gone for so long,". The piano accompaniment consists of a treble and bass clef with chords and a steady bass line.

Am⁷ Bm⁷ Cmaj⁷ Bm⁷ Am⁷ Bm⁷

so give me all of your love, — give me some - thing to dream - a - bout. —

This system contains the second two lines of music. The guitar chords are Am⁷, Bm⁷, Cmaj⁷, Bm⁷, Am⁷, and Bm⁷. The vocal line continues with the lyrics "so give me all of your love, — give me some - thing to dream - a - bout. —". The piano accompaniment continues with chords and a bass line.

Cmaj⁷ Bm⁷ Am⁷ Bm⁷ Cmaj⁷ Bm⁷

This system contains the third two lines of music. The guitar chords are Cmaj⁷, Bm⁷, Am⁷, Bm⁷, Cmaj⁷, and Bm⁷. The vocal line is silent, indicated by a whole rest. The piano accompaniment continues with chords and a bass line.

Am⁷ Bm⁷ Cmaj⁷ Bm⁷ Am⁷ Bm⁷

This system contains the final two lines of music. The guitar chords are Am⁷, Bm⁷, Cmaj⁷, Bm⁷, Am⁷, and Bm⁷. The vocal line is silent, indicated by a whole rest. The piano accompaniment continues with chords and a bass line.

Cmaj⁷ Bm⁷ Am⁷ Bm⁷ Cmaj⁷ Bm⁷ Am⁷ Bm⁷

Stay un - til the morn - ing, 'cause ba - by, lov - ing you's the

Cmaj⁷ Bm⁷ Am⁷ Bm⁷ Cmaj⁷ Bm⁷ Am⁷ Bm⁷

real thing. It just feels _ right _ when you give me

Cmaj⁷ Bm⁷ Am⁷ Bm⁷ Cmaj⁷ Bm⁷

all of your love, _ give me some - thing to dream _ a - bout. _ (All of your love, _ give me some

Am⁷ Bm⁷ Cmaj⁷ Bm⁷

- thing to dream — So give me all of your love, — give me some -

a - bout.)

This system contains the first two measures of the piece. It features a vocal line with lyrics, a piano melody in the right hand, and a bass line in the left hand. The guitar chords are Am⁷, Bm⁷, Cmaj⁷, and Bm⁷.

Am⁷ Bm⁷ Cmaj⁷ Bm⁷

- thing to dream — a - bout." —

This system contains the next two measures. The vocal line continues with the lyrics. The piano accompaniment features a melodic line in the right hand and a bass line in the left hand. The guitar chords are Am⁷, Bm⁷, Cmaj⁷, and Bm⁷.

Am⁷ Bm⁷ Cmaj⁷ Bm⁷ Am⁷ Bm⁷

This system contains the next two measures. The piano accompaniment continues with a consistent bass line and a melodic line in the right hand. The guitar chords are Am⁷, Bm⁷, Cmaj⁷, Bm⁷, Am⁷, and Bm⁷.

Cmaj⁷ Bm⁷ Am⁷ Bm⁷ Cmaj⁷ Bm⁷

This system contains the final two measures of the piece. The piano accompaniment concludes with a melodic line in the right hand and a bass line in the left hand. The guitar chords are Cmaj⁷, Bm⁷, Am⁷, Bm⁷, Cmaj⁷, and Bm⁷.

Am⁷ Bm⁷ Cmaj⁷ Bm⁷ Am⁷ Bm⁷ Cmaj⁷ Bm⁷

Liv-ing in a day-dream. Liv-ing in a day-dream.

Am⁷ Bm⁷ Cmaj⁷ Bm⁷ Am⁷ Bm⁷ Cmaj⁷ Bm⁷

Liv-ing in a day-dream. Give me all of your love, - give me some

Am⁷ Bm⁷ Cmaj⁷ Bm⁷ Am⁷ Bm⁷ Cmaj⁷ Bm⁷

- thing to dream - a - bout. _____ Liv-ing in a day - dream.

Am⁷ Bm⁷ Cmaj⁷ Bm⁷ Am⁷ Bm⁷ Cmaj⁷ Bm⁷

Liv-ing in a day - dream. (It's al-right.) Liv-ing in a day - dream.

Am⁷ Bm⁷ Cmaj⁷ Bm⁷ Am⁷ Bm⁷ Cmaj⁷ Bm⁷

Give me all of your love, - give me some - thing to dream - a - bout. -

Am⁷ Bm⁷ Cmaj⁷ Bm⁷ Am⁷ Bm⁷

Give me all of your love, - give me some - thing to dream - a - bout. -

Cmaj⁷ Bm⁷ Am⁷ Bm⁷ Cmaj⁷ Bm⁷

(It's al - right.) Give me all of your love, - give me some

Am⁷ Bm⁷ Cmaj⁷ Bm⁷ Am⁷ Bm⁷

- thing to dream - a - bout. -

The image displays a musical score for guitar, consisting of two systems of music. Each system includes a guitar part with chord diagrams and a piano accompaniment. The key signature is one sharp (F#), and the time signature is 4/4.

System 1:

- Chord diagrams: Cmaj7, Bm7, Am7, Bm7, Cmaj7, Bm7.
- The guitar part features a melodic line in the treble clef, often using a barre on the first fret. The bass clef part provides a simple harmonic accompaniment.

System 2:

- Chord diagrams: Am7, Bm7, Cmaj7, Am7, Bm7, C.
- The guitar part continues the melodic line, ending with a final chord (C) and a double bar line. The piano accompaniment concludes with a final bass line.