






# The One


Words & Music by Garret Lee, Mark Prendergast,  
Vincent May & Stephen Garrigan

A  E/A 



The first system of piano accompaniment consists of two measures. The first measure features a chord of A major (A4, C#5, E5) in the right hand and a bass line with notes A2, C#3, and E4. The second measure features a chord of E/A major (A4, C#5, E5) in the right hand and a bass line with notes A2 and E4.

D  A 




The second system of piano accompaniment consists of two measures. The first measure features a chord of D major (D4, F#5, A5) in the right hand and a bass line with notes D2, F#3, and A3. The second measure features a chord of A major (A4, C#5, E5) in the right hand and a bass line with notes A2 and E4.

A  E/A 


1. Tell \_ me, tell me that you want me, and I'll be yours \_ com -



The third system includes a vocal line and piano accompaniment. The vocal line starts with a treble clef and a key signature of two sharps (F# and C#). The lyrics are: "1. Tell \_ me, tell me that you want me, and I'll be yours \_ com -". The piano accompaniment features a right hand with chords A and E/A, and a bass line with notes A2, C#3, and E4.

D  A 

-plete - ly, for bet - ter or for worse. \_



The fourth system includes a vocal line and piano accompaniment. The vocal line continues with the lyrics: "-plete - ly, for bet - ter or for worse. \_". The piano accompaniment features a right hand with chords D and A, and a bass line with notes D2, F#3, and A3.

E/A



I know, we'll have our dis - a - gree - ments, be fight - ing for no

D/A



A



rea - son, I would - n't change it for the world. 'Cause

A



E/A



2. I knew the first day that I met you I was nev - er gon - na let  
 3. Life, - it's eas - y to be scared of. With you I am pre - pared.

D



A



— you, a - let you slip a - way. And  
 — for what is yet to come. 'Cause

E/A



I still re - mem - ber feel - ing ner - vous, a - tryin' to find \_\_\_\_\_ the words  
 our two hearts will make it eas - y, join - ing up \_\_\_\_\_ the piec -

D



A



\_\_\_\_\_ to \_\_\_\_\_ get you here to day. \_\_\_\_\_  
 \_\_\_\_\_ es, \_\_\_\_\_ to - geth - er mak - ing one. \_\_\_\_\_

D



E



A



A/C#



You make my heart\_ feel like it's sum - mer \_\_\_\_\_

D



E



A



A/C#



D



E



when the rain\_ is pour - ing down. \_\_\_\_\_ You make my whole world\_

A E/G# F#m7 E D E A

feel so \_ right \_ when it's wrong. \_ That's how I know you are \_ the one. \_

D E 1. A *falsetto* E

That's why I know \_ you are the one. \_ (Ooh, \_ ooh, \_

D A5 2. A

ooh.)

F#m E/G# A A/C# D E Bm/F# E/G#

When we are to-geth-er you make \_ me feel \_ like my mind \_ is free \_ and my dreams \_ are reach - a - ble. \_

A A/G#

(Oh, oh, oh.) You

F#m E/G# A A/C# D E Bm/F# E/G#

know I nev-er, ev-er be-lieved in love, I be-lieved one day that you would come a-long

A E/G# D.S. al Coda

(oh, oh, oh,) and free me.

N.C.

⊕ Coda

D E A

That's why I know you are the one.

D E F#m

That's why I know \_ you are the one. \_\_\_\_\_

The first system of music features a vocal line in treble clef with lyrics "That's why I know \_ you are the one. \_\_\_\_\_". Above the vocal line are three guitar chord diagrams: D, E, and F#m. Below the vocal line is a piano accompaniment consisting of a right-hand part in treble clef and a left-hand part in bass clef. The right-hand part plays chords corresponding to the guitar chords, while the left-hand part plays a simple bass line.

poco rit. D E A

That's how I know \_ you are the one. \_\_\_\_\_

The second system of music features a vocal line in treble clef with lyrics "That's how I know \_ you are the one. \_\_\_\_\_". Above the vocal line are three guitar chord diagrams: D, E, and A. The tempo marking "poco rit." is placed above the second chord. Below the vocal line is a piano accompaniment consisting of a right-hand part in treble clef and a left-hand part in bass clef. The right-hand part plays chords corresponding to the guitar chords, while the left-hand part plays a simple bass line.