

Over And Over Again

Words & Music by Nathan Sykes, Harmony Samuels,
Major Johnson & Carmen Reece

E \flat **B \flat m⁷**

fade in

This system shows the beginning of the piano introduction. The right hand starts with a melodic line of eighth notes, and the left hand provides a simple bass line. The key signature has two flats (B \flat and E \flat), and the time signature is 4/4. The first measure is marked with a guitar chord diagram for E \flat and a trill (tr) symbol. The second measure is marked with a guitar chord diagram for B \flat m⁷.

Red. * *Ped. sim.*

Fm⁷ **A \flat**

sim.

This system continues the piano introduction. The right hand plays a steady eighth-note melody. The left hand has a simple bass line. The first measure is marked with a guitar chord diagram for Fm⁷ and the instruction 'sim.'. The second measure is marked with a guitar chord diagram for A \flat and a trill (tr) symbol. The instruction 'Red.' is above the first measure, and '* Ped. sim.' is above the second measure.

E \flat **B \flat m⁷**

(Eee, _____)

mf

This system introduces a vocal line. The vocal part starts with a rest, followed by a melodic phrase with a long note and a slur. The piano accompaniment continues with the same eighth-note melody. The first measure is marked with a guitar chord diagram for E \flat and a trill (tr) symbol. The second measure is marked with a guitar chord diagram for B \flat m⁷. The instruction '(Eee, _____)' is written below the vocal line. The piano part has a dynamic marking of *mf*.

Fm⁷ **A \flat**

eee.) _____

This system concludes the piano introduction. The vocal part has a rest, followed by a melodic phrase with a long note and a slur. The piano accompaniment continues with the same eighth-note melody. The first measure is marked with a guitar chord diagram for Fm⁷. The second measure is marked with a guitar chord diagram for A \flat and a trill (tr) symbol. The instruction 'eee.) _____' is written below the vocal line.



(Eee, _____ eee.) _____ 1. From the



way you smile to the way you look, you cap-ture me
 (2.) heat of night to the break of day, I'll keep you safe and



un-like no oth-er. From the first hel-lo, yeah, that's all it took and
 hold you for-ev-er. And the sparks will fly, they will nev-er fade, 'cause



sud-den-ly we had each oth-er. And I won't leave
 ev-'ry day gets bet-ter and bet-ter.

Bbm7 Fm7 Ab

you. Al - ways be true.

*2° vocal ad lib. till **

Eb Bbm7 Fm7 Ab

One plus one, two for life, o - ver and o - ver a - gain.

Eb Cm

So don't ev - er think I need more,




Fm7

I've got the one to live for. No one else will do and I'm tell -


Ab/B⁷  Eb 

- ing you — just put your heart in my hands. —



Cm⁹  Cm⁷  Cm⁹ 



Pro-mise it won't _ get bro - ken. We'll nev - er for - get _ this mo -




Fm⁷  1. Ab/Bb 

- ment, yeah, we'll stay ___ brand new, _ *'cause I'll ___ love you ___



Eb  Bbm⁷ 

o - ver and o - ver a - gain. (Eee.)



Fm7



A♭



E♭



O - ver and o - ver a - gain. _____ (Eee, _____)

B♭m7



Fm7



A♭



eee.) _____ 2. From the

2.

A♭/B♭




E♭




— love you — o - ver and o - ver a - gain. _____ (Eee.) _____

Bbm7 Fm7 Ab




O - ver and o - ver a - gain.

Eb Bbm7 Fm7 Ab



(Eee, eee.)

Eb Bbm7



Girl, when I'm with you I lose track of time.

Fm7



A♭



E♭



When I'm with-out you, you're stuck on my mind. Be all you need till the

B♭m7



Fm7



N.C.

day that I die. I'll love you o-ver and o-ver a-gain.

E♭



Cm



So don't ev-er think I need more,

Fm7



I've got the one to live for. No one else

A^b/B^b



B^b7/D



— will do, — yeah, I'm tell - ing you — just put your heart in my hands. —

B^b/E^b



E^b



B^b/E^b



Cm⁷



Cm⁹



Pro-mise it won't — get bro - ken. We'll

Cm⁷



Cm⁹



Fm⁷






nev - er for - get — this mo - ment, — yeah, we'll stay —


A^b/B^b






— brand new, — 'cause I'll — love you — o - ver and o - ver a - gain. —


E \flat  *ctr* B \flat m⁷  Fm⁷ 




(Eee.) _____ Yeah. _____



A \flat  *tr* E \flat  *ctr* B \flat m⁷ 

O - ver and o - ver a - gain. _____



Fm⁷  *poco rall.* A \flat  *tr* E \flat ⁵  *ctr*

O - ver and o - ver a - gain. _____

mp

