

# HOPE UR OK

Words and Music by OLIVIA RODRIGO  
and DANIEL NIGRO

Gentle Ballad

C Am

*mp*

C Am



⌘

C Am


Knew a boy\_\_ once when I was small,\_\_ a tow - head blond with eyes\_\_ of salt. \_\_  
My mid-dle school friend\_ grew up a - lone,\_\_ she raised her broth - ers on\_\_ her own. \_\_

C Am C

\_\_ He played the drum \_ in the march-ing band. \_\_ His par-ents cared \_ more a-bout the Bi -  
\_\_ Her par - ents hat - ed who \_ she loved. \_\_ She could-n't wait \_\_ to go to col

Am  C 




- ble than be - ing good \_ to their \_ own child. \_ He wore long sleeves 'cause of his dad.  
 - lege, she was ti - red 'cause she was brought \_ in to a world \_ where fam - i - ly \_




Am  F  Am 


— was mere - ly blood. \_ And some - how \_ we fell \_ out \_ of touch, hope he took.  
 Does she know \_ how proud I am \_ she was cre - at - ed \_ with the cour







F  Am  F 


— his bad \_ deal and made a roy - al flush. Don't know \_ if I'll \_ see you \_ a - gain \_ some -  
 - age to \_ un - learn \_ all of \_ their ha - tred? \_ We don't \_ talk much, \_ but I've \_ just got \_ to






To Coda 



Am  G  G<sup>6</sup>  G<sup>7</sup> 


-day say: but if you're out \_ there, I hope that you're \_ o - kay.  
 I miss \_ you,






C  Am 







C  Am  D.S. al Coda




G7  C  Am 

I hope that you're\_ o - kay. \_\_\_ Ad-dress the let - ters to the holes in my but - ter - fly wings.



C  Am  Dm7 

Noth-ing's for - ev - er, noth - ing is as good as it seems. And when the clouds\_ won't i - ron out\_



F C G

— and the mon-sters creep in - to your house — and ev - 'ry door — is hard to close. Well, I hope you know.

F Am F

— how proud — I am — you were — cre-at - ed with the cour - age to un - learn — all of their

Am F Am

hat - red. — Oh God, I — hope that you're hap - pi - er — to - day — 'cause I love.

G<sup>sus</sup> C/G G<sup>7sus</sup> C<sup>sus2</sup>

— you — and I hope that you're — o - kay. —

Am<sup>11</sup> C<sup>sus2</sup> Am<sup>11</sup> C

The first system of music consists of four measures. The first measure has a treble staff with a complex chordal texture and a bass staff with a simple bass line. The second and third measures continue this texture. The fourth measure features a treble staff with a melodic line and a bass staff with a simple bass line. Above the first three measures are guitar chord diagrams for Am<sup>11</sup> (with a 3rd fret trill), C<sup>sus2</sup> (with a 3rd fret trill), and Am<sup>11</sup> (with a 3rd fret trill). Above the fourth measure is a guitar chord diagram for C.

C/D C

The second system consists of two measures. The first measure has a treble staff with a melodic line and a bass staff with a simple bass line. The second measure continues the melodic line in the treble staff and has a simple bass line in the bass staff. Above the first measure is a guitar chord diagram for C/D. Above the second measure is a guitar chord diagram for C.

rit. C/D Slowly C

♩ = 57

The third system consists of three measures. The first measure has a treble staff with a melodic line and a bass staff with a simple bass line. The second measure has a treble staff with a melodic line and a bass staff with a simple bass line. The third measure has a treble staff with a melodic line and a bass staff with a simple bass line. Above the first measure is a guitar chord diagram for C/D. Above the second measure is a guitar chord diagram for C. The tempo marking 'Slowly' and the metronome marking '♩ = 57' are placed above the second measure. The system ends with a double bar line.