

LET'S HEAR IT FOR THE BOY

from the Paramount Motion Picture *FOOTLOOSE*

Words by DEAN PITCHFORD
Music by TOM SNOW

Bright

* N.C.

mf

C F Dm/G

C F F/G

My

C F Dm/G

ba - by, he don't talk sweet, — he ain't got much to

*Recorded a whole step higher.

2 C F G

say, _____ But he

C F G

loves me, loves me, loves me. I know that he loves me an -

C F Dm/G

y - way. And

C F Dm/G

may - he he don't dress fine, but I don't real - ly

C F G

mind. Cause

This system contains the first two measures of the piece. The guitar part features chords C, F, and G. The vocal melody starts with the word 'mind.' followed by a line, and then 'Cause' at the end of the second measure. The piano accompaniment provides a rhythmic and harmonic foundation.

Bbmaj7 C(add2) G

ev - 'ry time he pulls me near, I just wan - na cheer - Let's

The second system covers measures 3 and 4. The guitar chords are Bbmaj7, C(add2), and G. The vocal melody continues with 'ev - 'ry time he pulls me near, I just wan - na cheer - Let's'. The piano accompaniment features a more active bass line and sustained chords in the right hand.

D G/B C G/A

hear it for the boy! Let's give the boy a hand.

The third system covers measures 5 and 6. The guitar chords are D, G/B, C, and G/A. The vocal melody says 'hear it for the boy! Let's give the boy a hand.'. The piano accompaniment continues with a consistent rhythmic pattern.

D G/B C G/A

Let's

The fourth system covers measures 7 and 8. The guitar chords are D, G/B, C, and G/A. The vocal melody concludes with 'Let's'. The piano accompaniment ends with a final chord and a fermata.

D G/B C G/A

hear it for my ba - by. You know you got - ta un - der - stand

D G/B C G/A

oh,

Em7 F#m7

may - be he's no Ro - me - o, but he's my lov - ing one - man show.

G C G/B A7sus

Whoa, whoa, whoa, whoa, let's hear it for the boy!

D G/B D/A G D/F# D/G N.C.

This system contains guitar chords and piano accompaniment. The guitar part starts with a D chord, followed by G/B, D/A, G, D/F#, and D/G, ending with a Natural Chord (N.C.). The piano accompaniment features a melody in the right hand and a bass line in the left hand, both in a key with two sharps (D major). The piano part begins with a forte (*ff*) dynamic marking.

D Am/E D/F# G/A

This system continues the guitar and piano accompaniment. The guitar chords are D, Am/E, D/F#, and G/A. The piano accompaniment includes a vocal line in the right hand with the lyrics "My" and a bass line in the left hand. A dynamic marking of *f* is present. A performance instruction "8vb" with a dashed line is located below the piano part.

D G/B D/A G Em/A

This system continues the guitar and piano accompaniment. The guitar chords are D, G/B, D/A, G, and Em/A. The piano accompaniment includes a vocal line in the right hand with the lyrics "ha - by may not be rich: — he's watch - ing ev - 'ry" and a bass line in the left hand. A dynamic marking of *f* is present.

D G/B D/A G G/A

This system continues the guitar and piano accompaniment. The guitar chords are D, G/B, D/A, G, and G/A. The piano accompaniment includes a vocal line in the right hand with the lyrics "dime — But he" and a bass line in the left hand.

D



G/B



D/A



G



Em/A



loves me, loves me, loves me, and we al - ways have a real good

D



G/B



D/A



G



G/A



time.

And

D



G/B



D/A



G



Em/A



may - he he sings off - key, - but that's al - right by

D



G/B



D/A



G



G/A



me, yeah.

'Cause

C(add2) D(add2) A

what he does _ he does so well. makes me want to yell. _ Let's

E A/C# D(add2) A/B

hear it for _ the boy! _ Let's give the boy _ a hand. _

F A/C# D(add2) A/B

Let's

F A/C# D(add2) A/B

hear it for _ my ba - by. You know you got - ta un - der - stand. _



Oh. _____






may - be he's _ no Ro - me - o, _ but he's my lov - ing one - man show.






Whoa, whoa, whoa, whoa, let's hear it for the boy! _








E  A/E 




F#m7  G#m7  A/B 





May - be he's _ nc Cas - a - no - va; still, his kiss-es knock me o - ver.




E  A/C#  D(add2)  A/B 

Hear it for _ the boy! _ Let's give the boy _ a hand. _



E  A/C#  D(add2)  A/B 

Let's



E

A/C#

D(add2)

A/B



hear it for my ba - by. — You know you got - ta un - der - stand. —

E

A

D5

E5



Oh, —

F#m7

N.C.

G#m7

N.C.



he don't score at Bowl - a - ra - ma; still, you got - ta thank his ma - ma.

A

D

A/C#

B7sus



Whoa, whoa, whoa, whoa, let's hear it for the boy! —

E F/G# A A/C# D(add2) A/C# A/B

F/G# A A/C# D(add2) A/C# A/B

E E/G# A A/C# D(add2) A/C# A/B

E A D(add2) A/C# A/B E