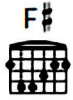


# Smile Like You Mean It

Written by Brandon Flowers & Mark Stoermer

The image displays a piano score for the song "Smile Like You Mean It" in 4/4 time, featuring a key signature of three sharps (F#, C#, G#). The score is organized into four systems, each with a treble and bass clef staff. The first system is marked with D#m and G#m. The second system is marked with B and C#. The third and fourth systems are marked with F#, G#m (4fr), and D#m (6fr). Each system includes guitar chord diagrams for the indicated chords. The bass line consists of a steady eighth-note accompaniment, while the treble line features a melodic line with some rests and ties.



1. Save some face. \_\_\_\_\_ You know you've on - ly got  
 2. Look - ing back \_\_\_\_\_ at sun - sets on the East-



one. \_\_\_\_\_ Change your ways \_\_\_\_\_ while you're young.  
 side, \_\_\_\_\_ we lost track \_\_\_\_\_ of the time.



Boy,  
 Dreams

G#m



D#m



one day you'll be a man. Oh,  
aren't what they used to be. be. Some

F#



G#m



D#m



girl, he'll help you un - der - stand. \_\_\_\_  
things slide by so care - less - ly. \_\_\_\_

F#/A#



B



F#



C#/E#



Smile like you mean \_\_\_\_ it.

F#/A#



B



F#



C#/E#



Smile like you mean — it.

C#



D#m



B



C#



D#m



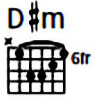
B



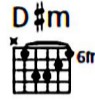
G#m



And some - one is call - ing my — name — from the back.



— of the rest - 'rant. And some - one is play - ing a —



— game \_\_\_\_\_ in the house — that I grew up in. — And



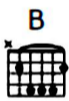
some - one will drive her a - round, \_\_\_\_\_ down the same — streets that I did.



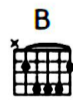
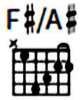
On the same — streets that I did.



Smile like you mean.



— it.



Smile like you mean — it.

F# G#m D#m

Oh, \_\_\_ no. Oh, \_\_\_ no, \_ no, \_ no.  
(Vocal echo on repeat)

Detailed description: This system contains the first four measures of the piece. The vocal line starts with a whole rest in the first measure, then sings "Oh, \_\_\_ no." in the second measure, "Oh, \_\_\_ no, \_" in the third, and "no, \_ no." in the fourth. The piano accompaniment features a steady eighth-note bass line in the left hand and a melody of eighth and quarter notes in the right hand. Chord symbols F#, G#m, and D#m are placed above the vocal line.

F# G#m<sup>7</sup> D#m

Detailed description: Three guitar chord diagrams are shown. The first is for F# (x023432), the second is for G#m7 with a 4th fret trill (x234324tr), and the third is for D#m with a 6th fret trill (x234326tr).

Detailed description: This system covers measures 5-8. The right hand has sustained chords (marked with '8') in the first three measures, and a final chord in the fourth. The left hand continues with eighth-note patterns. Chord symbols F#, G#m, and D#m are placed above the first three measures.

F# G#m D#m

Detailed description: Three guitar chord diagrams are shown: F# (x023432), G#m with a 4th fret trill (x234324tr), and D#m with a 6th fret trill (x234326tr).

Detailed description: This system covers measures 9-12. The right hand has sustained chords (marked with '8') in the first three measures, and a final chord in the fourth. The left hand continues with eighth-note patterns. Chord symbols F#, G#m, and D#m are placed above the first three measures.