

RIGHT NOW

Play 3 times

Words and Music by EDWARD VAN HALEN,
ALEX VAN HALEN, MICHAEL ANTHONY
and SAMMY HAGAR

Moderate Rock

N.C.

mf

With pedal

B \flat ⁵

D⁵

B \flat ⁵

1.

2.

C⁵

Dm C Bb

The first system of music consists of two staves. The upper staff is in treble clef with a key signature of one flat (Bb) and a 7/8 time signature. It contains a series of chords and eighth notes. The lower staff is in bass clef and contains a few notes, including a whole note chord at the beginning. Above the first staff, three guitar chord diagrams are shown: Dm, C, and Bb.

Dm C N.C.

The second system of music consists of two staves. The upper staff continues the melody from the first system. The lower staff has a whole rest for the first half of the system, followed by a melodic line. Above the first staff, three guitar chord diagrams are shown: Dm, C, and N.C. (Natural Chord).

Dm C

The third system of music consists of two staves. The upper staff continues the melody. The lower staff has a whole rest for the first half of the system, followed by a melodic line. Above the first staff, two guitar chord diagrams are shown: Dm and C.

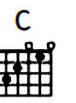
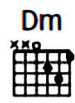
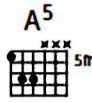
Bb Dm C F Dm

The fourth system of music consists of two staves. The upper staff continues the melody. The lower staff has a whole rest for the first half of the system, followed by a melodic line. Above the first staff, five guitar chord diagrams are shown: Bb, Dm, C, F, and Dm.

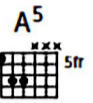
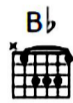
C Bb

Don't wan - na wait _ till to - mor - row,
Miss a beat, - you lose the rhy - thm,

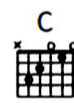
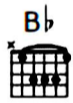
The fifth system of music consists of two staves. The upper staff contains the lyrics: "Don't wan - na wait _ till to - mor - row, Miss a beat, - you lose the rhy - thm,". The lower staff continues the piano accompaniment. Above the first staff, two guitar chord diagrams are shown: C and Bb.



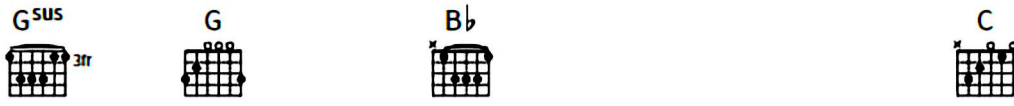
why put it off an - oth - er day? — One by one, girl, prob
and noth - ing falls in - to place. — On - ly missed by a frac -



- lems _____ build up and stand in our way. _
- tion, _____ sent a lit - tle off your pace. _



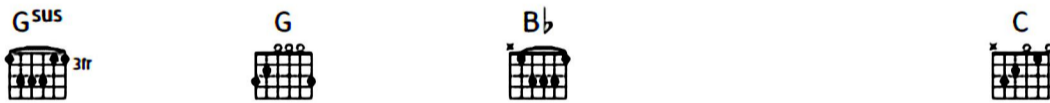
— Oh! One step a - head, — one step be - hind _
— Oh! The more things you get, — the more you want. _



it. Now ya got - ta run to get e -
 Just trad - in' one for an - oth -



-ven. Make fu - ture plans, don't live a - bout
 -er. Work - in' so hard to make it eas -



y. yes - ter - day, hey!
 Whoa! Got to turn, - Come on, turn, - come on,

A^{sus} A F F/A B \flat

turn this thing a - round. _ (Right now!) Hey! It's your to - mor -
 turn this thing a - round. _

C F F/A B \flat

- row. (Right now!) Come on, _____ it's ev -

C F F/A B \flat C

- 'ry - thing. _ (Right now!) Catch your mag - ic mo - ment, do it right here and now.

B \flat sus2 Dm

1. It means ev - 'ry - thing. 2. It means ev - 'ry - thing.

D⁵



It's en - light - en - ing,

B^b5



right now.

D⁵



What are you wait - ing for!

B^b5



C⁵



Oh.

F⁵ G⁵ B^b5 C⁵

This system contains the first four measures of the piece. It features a piano accompaniment with a steady eighth-note bass line and a treble line with eighth-note chords. Above the staff, four guitar chord diagrams are provided: F⁵, G⁵ (with a 3rd fret trill), B^b5, and C⁵ (with a 3rd fret trill).

A^{sus}

This system contains measures 5 through 8. It features a piano accompaniment with a steady eighth-note bass line and a treble line with eighth-note chords. Above the staff, a guitar chord diagram for A^{sus} is provided. The word "(Right" appears at the end of the eighth measure.

F F/A B^b C

now!) Hey! It's your to - mor - row. (Right

This system contains measures 9 through 12. It features a piano accompaniment with a steady eighth-note bass line and a treble line with eighth-note chords. Above the staff, four guitar chord diagrams are provided: F, F/A, B^b, and C. The vocal melody is written in the treble clef with lyrics: "now!) Hey! It's your to - mor - row. (Right".

F F/A B^b C F F/A B^b

now!) Come on, it's ev - 'ry - thing. (Right now!) Catch that mag - ic mo-ment,

This system contains measures 13 through 16. It features a piano accompaniment with a steady eighth-note bass line and a treble line with eighth-note chords. Above the staff, seven guitar chord diagrams are provided: F, F/A, B^b, C, F, F/A, and B^b. The vocal melody is written in the treble clef with lyrics: "now!) Come on, it's ev - 'ry - thing. (Right now!) Catch that mag - ic mo-ment,".



and do it right. _ (Right now!) Oh, _



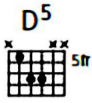
right now!



It's what's hap - pen - ing, _



right here and now. Right _ now.



It's right now.

Oh.